




## How to LOG IN Parent Portal?

1. Open  Chrome OR Mozilla  Firefox OR Internet 
2. Write the school URL “[sfsbcampuscare.in](https://sfsbcampuscare.in)” in address bar.  
(you will be routed to the Log In credential page).
3. Then, enter the USER ID and Click on ➡ Next button, Then enter PASSWORD and Click on Sign in ➡ button.

Once logged in, you are welcomed with various information relating to assignments, news, circulars, date sheet, fee details etc that are self explanatory. Wish you to go through every links that are provided and explore more.

Please call or write for assistance:

PARENT HELP DESK ( 8 AM to 8:00 PM ) : Tele No. 011- 43193333-Ext: 5 , E-Mail: [parentdesk@entab.in](mailto:parentdesk@entab.in)